


PC60 single point load cell



product description

The PC60 single point is a medium capacity load cell ideal for bench scales, platform scales and medical scales. Constructed from aluminium and environmentally sealed with potting compound to ensure durability. The PC60 is available in a wide range of capacities from 30kg thru to 750kg and is certified to 3000d OIML. Scales can be constructed with platform sizes of 600mm x 600mm.

applications

Bench scales, platform scales, high speed checkweighers, medical scales.

key features

Aluminium construction

Environmentally sealed by potting to IP67

Wide range of capacities from 30kg to 750kg

For platform sizes of up to 600 x 600mm

approvals

OIML approval to C3 (Y = 7,500)

ATEX hazardous area approval for zones 0, 1, 2, 20, 21 and 22

FM hazardous area approval

accessories

Compatible range of electronics

options

Y = 15,000 for C3



RoHS
compliant



 **flintec**
quality + precision

specifications

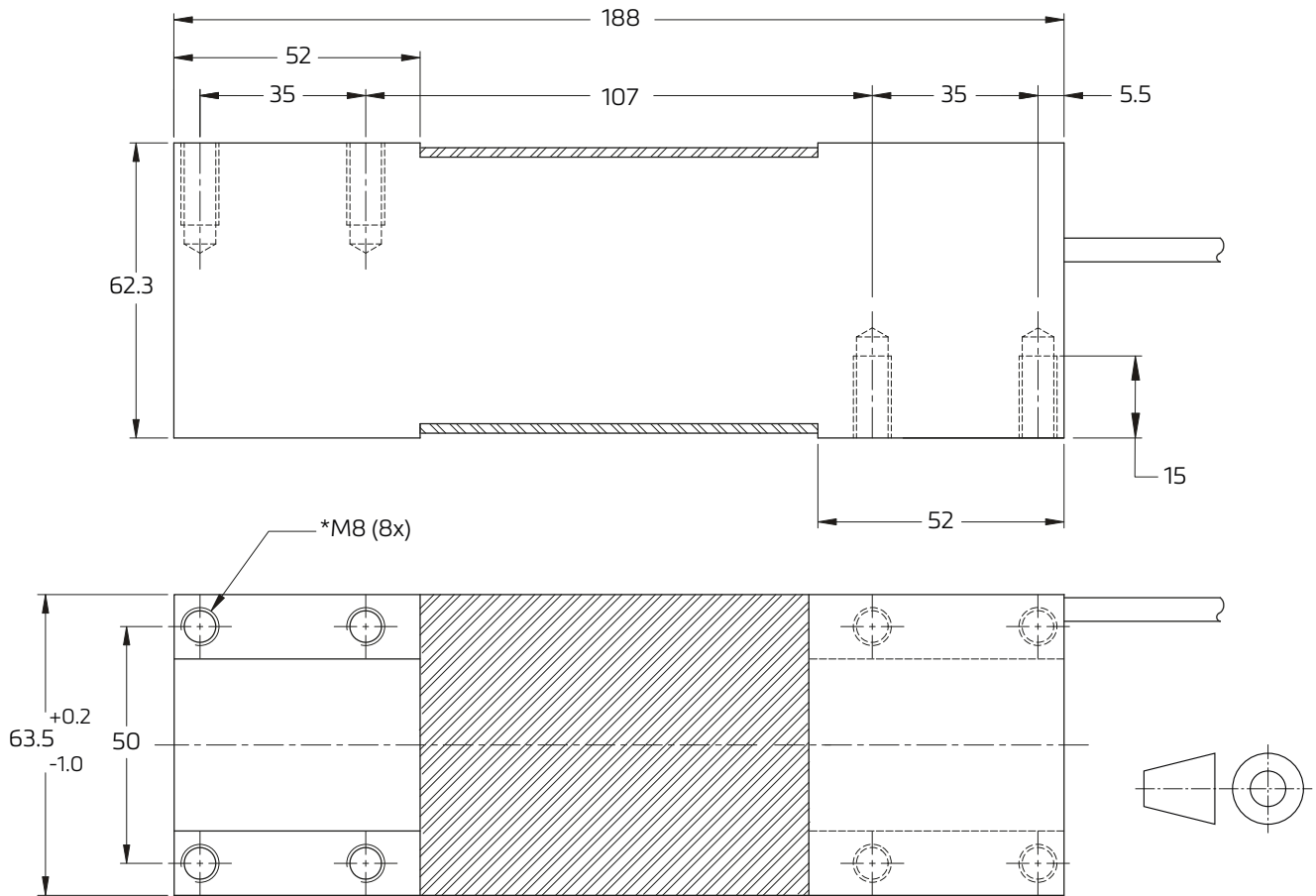
Maximum capacity (E_{max})	kg	30 / 50 / 100 / 150 / 200 / 300 / 500 / 750	
Accuracy class according to OIML R60		(GP)	C3
Maximum number of verification intervals (n_{max})		n.a.	3,000
Minimum load cell verification interval (v_{min})		n.a.	$E_{max} / 7,500$
Temperature effect on minimum dead load output (TC_0)	%*RO/10°C	± 0.0400	± 0.0187
Temperature effect on sensitivity (TC_{RO})	%*RO/10°C	± 0.0200	± 0.0100
Combined error	%*RO	± 0.0500	± 0.0200
Non-linearity	%*RO	± 0.0400	± 0.0166
Hysteresis	%*RO	± 0.0400	± 0.0166
Creep error (30 minutes) / DR	%*RO	± 0.0600	± 0.0166
Optional: Min. load cell verification interval ($v_{min opt}$)		n.a.	$E_{max} / 15,000$
Optional: Temp. effect on min. dead load output ($TC_0 opt$)	%*RO/10°C	n.a.	± 0.0093
Rated Output (RO)	mV/V	2 ± 10%	
Zero balance	%*RO	± 5	
Excitation voltage	V	5...15	
Input resistance (R_{LC})	Ω	413 ± 20	
Output resistance (R_{out})	Ω	350 ± 25	
Insulation resistance (100 V DC)	MΩ	≥ 5000	
Safe load limit (E_{lim})	%* E_{max}	150	
Ultimate load	%* E_{max}	300	
Safe side load	%* E_{max}	100	
Maximum platform size; loading acc. to OIML R76	mm	600 x 600	
Maximum off centre distance at maximum capacity	mm	200	
Compensated temperature range	°C	-10...+40	
Operating temperature range	°C	-20...+65 (ATEX -20...+60)	
Load cell material		aluminium, optional clear anodized	
Sealing		potted	
Protection according EN 60 529		IP67	
Packet weight	kg	2	

The limits for Non-Linearity, Hysteresis, and TC_{RO} are typical values.

The sum of Non-linearity, Hysteresis and TC_{RO} meets the requirements according to OIML R60 with $p_{LC}=0.7$.



product dimensions (mm)



Mounting bolts M8 8.8; torque 25 Nm. Torque value assumes oiled threads.

* Unified thread 5/16-18 UNC is available.

wiring

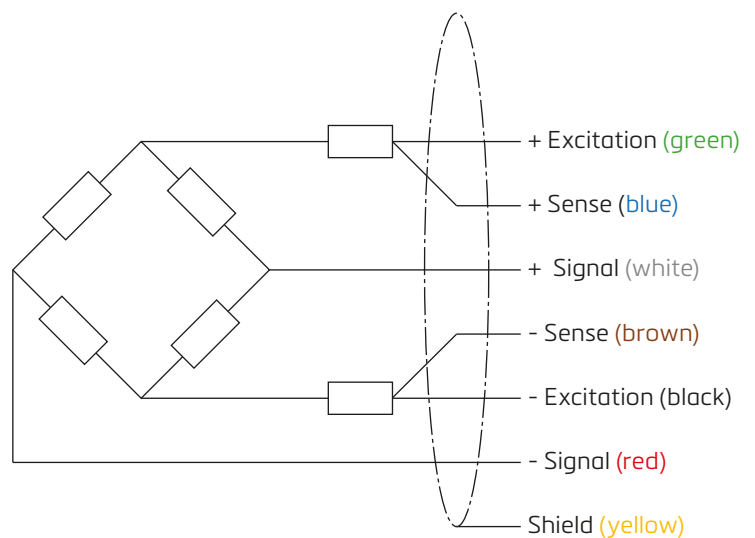
The load cell is provided with a shielded, 6 conductor cable (AWG 26).

Cable jacket: polyurethane

Cable length: 3 m

Cable diameter: 5.8 mm

The shield is connected to the load cell body



Specifications and dimensions are subject to change without notice.